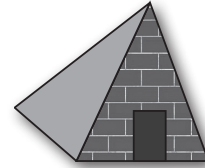

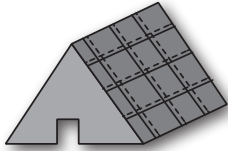





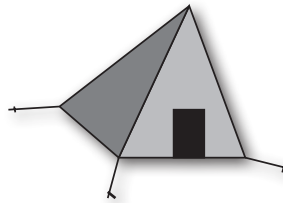
Reconociendo cuerpos geométricos

Pinta el dibujo que presenta las siguientes características:

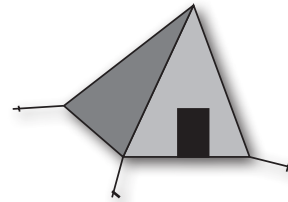

1) 6 caras, 8 vértices y 12 aristas



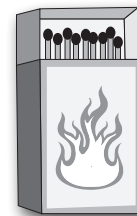
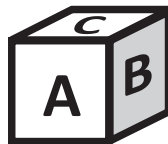

2) 5 caras, 5 vértices y 8 aristas



3) 6 caras, 8 vértices y 12 aristas



4) 5 caras, 6 vértices y 9 aristas



5) 5 caras, 5 vértices y 8 aristas

